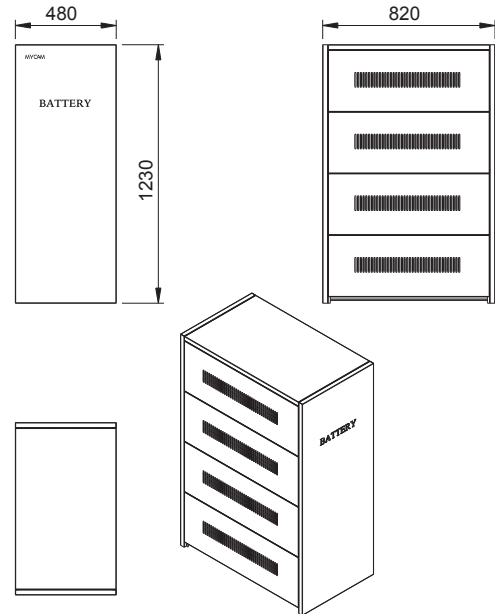
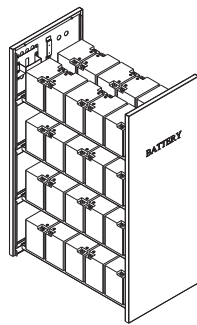


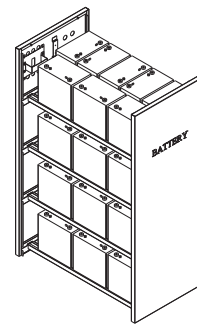
### Battery Cabinet



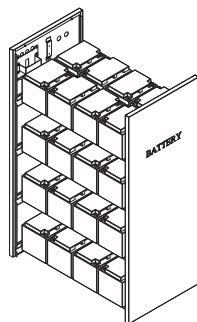
Model	Width(mm)	Depth(mm)	Height(mm)	Net Weight(kg)	Gross Weight(kg)
MC BC16	480	820	1230	35	38



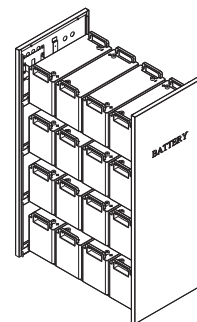
**40pcs Batteries**  
**24AH/28AH**  
 166 × 126 × 174 (L × W × H)



**32pcs Batteries**  
**50AH/56AH**  
 229 × 138 × 217(L × W × H)



**32pcs Batteries**  
**38AH/45AH**  
 198 × 166 × 170 (L × W × H)



**16pcs Batteries**  
**100AH/120AH**  
 407 × 174 × 236 (L × W × H)